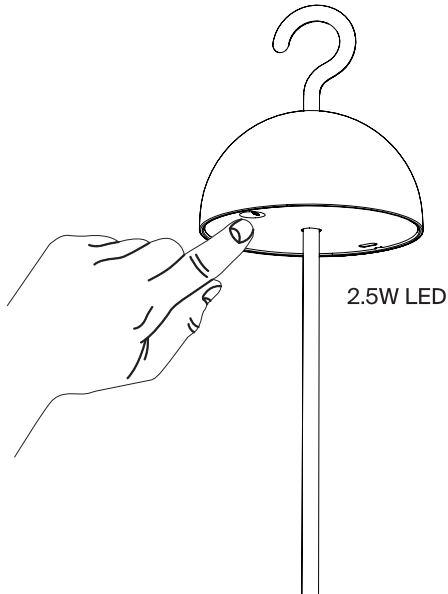
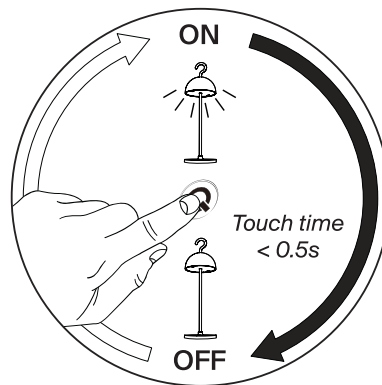


## USING IOTA



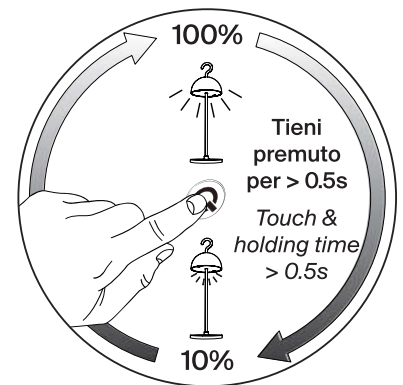
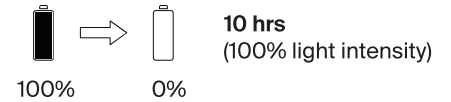
### Touch Switch & Brightness memory

Brightness memory. Everytime you switch the lamp on, the lighting brightness is the same as the previous setting.



### Stepless touch dimmer

With the device at 100% light intensity, the cordless operating autonomy is 10 hours.



It only works when the light is on

## COLOUR TEMPERATURE

### CCT Switch

Hold the switch for more than 4 seconds to activate the CCT changing mode. When the switch turns blue the CCT mode is ON. Now simply touch the switch for <0.5s to select the colour temperature (either 2700K or 3000K).

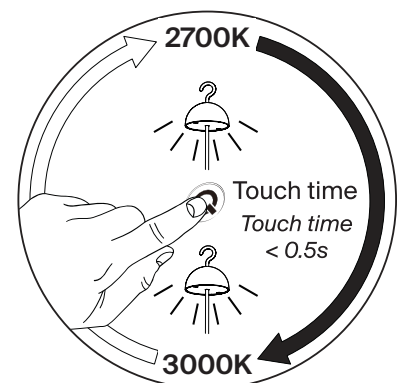
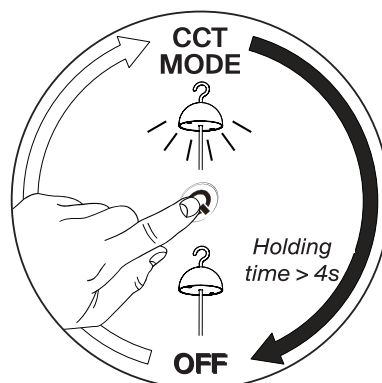


BLUE → CCT MODE ON

It only works when the light is off

### CCT AUTO OFF

If there is no operation within 10 seconds, the lamp will automatically quit from the colour temperature switching mode.



## RECHARGING IOTA

### Battery Recharge

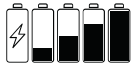
Insert the micro-USB cable into the device's connector. Charging status is signalled by the orange colour of the touch switch. When fully charged the touch switch's colour goes to green.

### Battery Capacity

2200 mAh x2

Built in rechargeable lithium battery

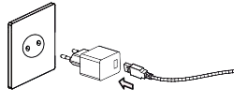
The complete recharging time is 6 hours



**ORANGE ON →**  
RECHARGE IN PROGRESS



**GREEN ON →**  
RECHARGE COMPLETED



USB Adapter  
DC5V 1A

